

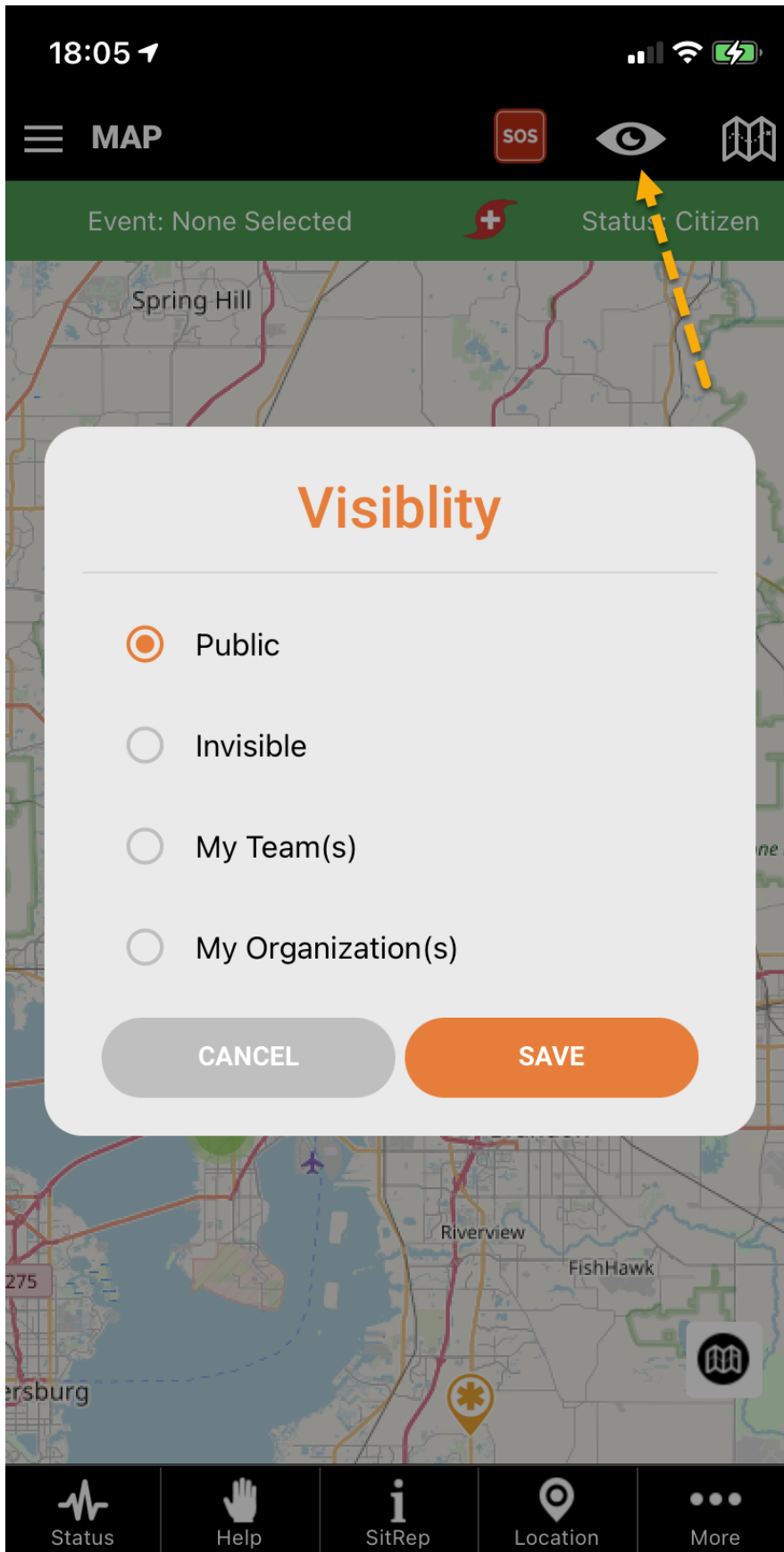
# Permissions, Privacy & Security

## What privacy options are available?

There are many privacy options in the PubSafe mobile app and the web portal designed to give users control. The quickest option is to go "invisible" by clicking on the "eyeball" icon in the top bar of the mobile app. When clicked, you will see there are options related to visibility.





You can limit visibility to a team, an organization, or all users. When visibility is limited, users cannot interact with other users or access specific functions. This is an additional security measure. If a user wants to interact with another user or the map, enable visibility using the eyeball icon.





# Permissions, Privacy & Security




Users will find several other options in the Settings menu. Click the admin / "hamburger" menu icon in the top left corner of the app and then select Settings. Choose the security settings that meet your needs.



# Permissions, Privacy & Security

18:06    



 **SETTINGS**   

**Location Data**

Public Benefit Research 

Transmit Interval\*  



**Select Current Organization**

 None Selected 


**Select Event Type**

Public Events




Organization Events






 Default - No Events 

**Location**

Show my last location: 

Remain visible after logoff:

 7 days  

 Status  Help  SitRep  Location  More

# Permissions, Privacy & Security

18:06

**SETTINGS**

### Communication

Chat (coming soon)

Display Phone Number

Local Gov Emergency Number\*

+1 911

Emergency Notification\*

Local Gov Emergency Services

### Location Data

Public Benefit Research

Transmit Interval\*

120

### Select Current Organization

None Selected

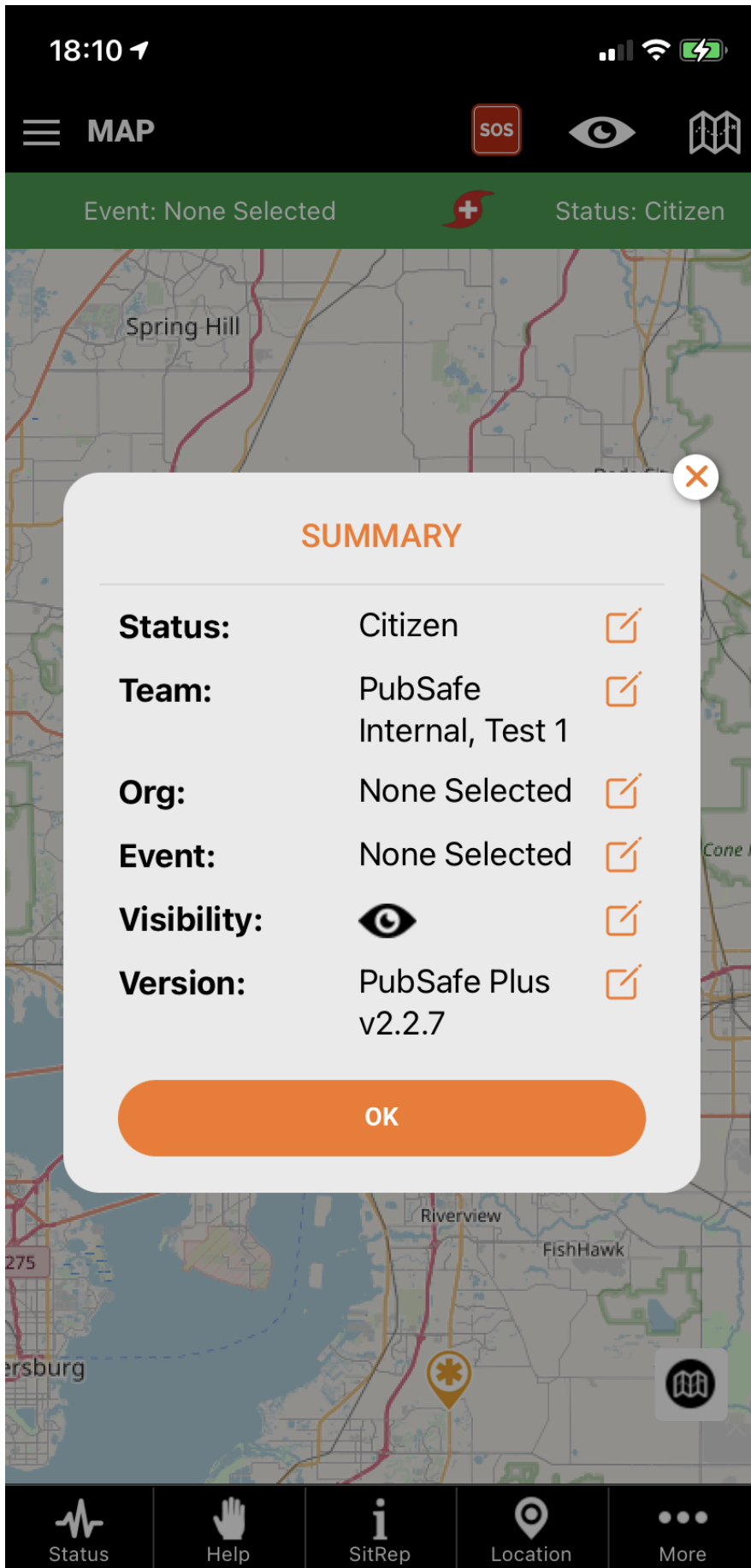
### Select Event Type

Status Help SitRep Location More

# Permissions, Privacy & Security

Each time you launch the app you will be shown several of the current most important privacy and security settings. This keeps the user aware of the settings in case they are forgotten for any reason.

# Permissions, Privacy & Security



# Permissions, Privacy & Security


Users have the ability to opt out of public benefit research (PBR). PBR is a future goal to study the anonymous movements of people before, during, and after disasters and emergencies. This data will help improve future response efforts by government agencies and NGOs. It will also improve the efficiency of asset allocation and ensure all communities are being served fairly. Data is made anonymous as much as reasonably possible as individual identities have no value in the research to be completed.

**Select Event Type**

Public Events

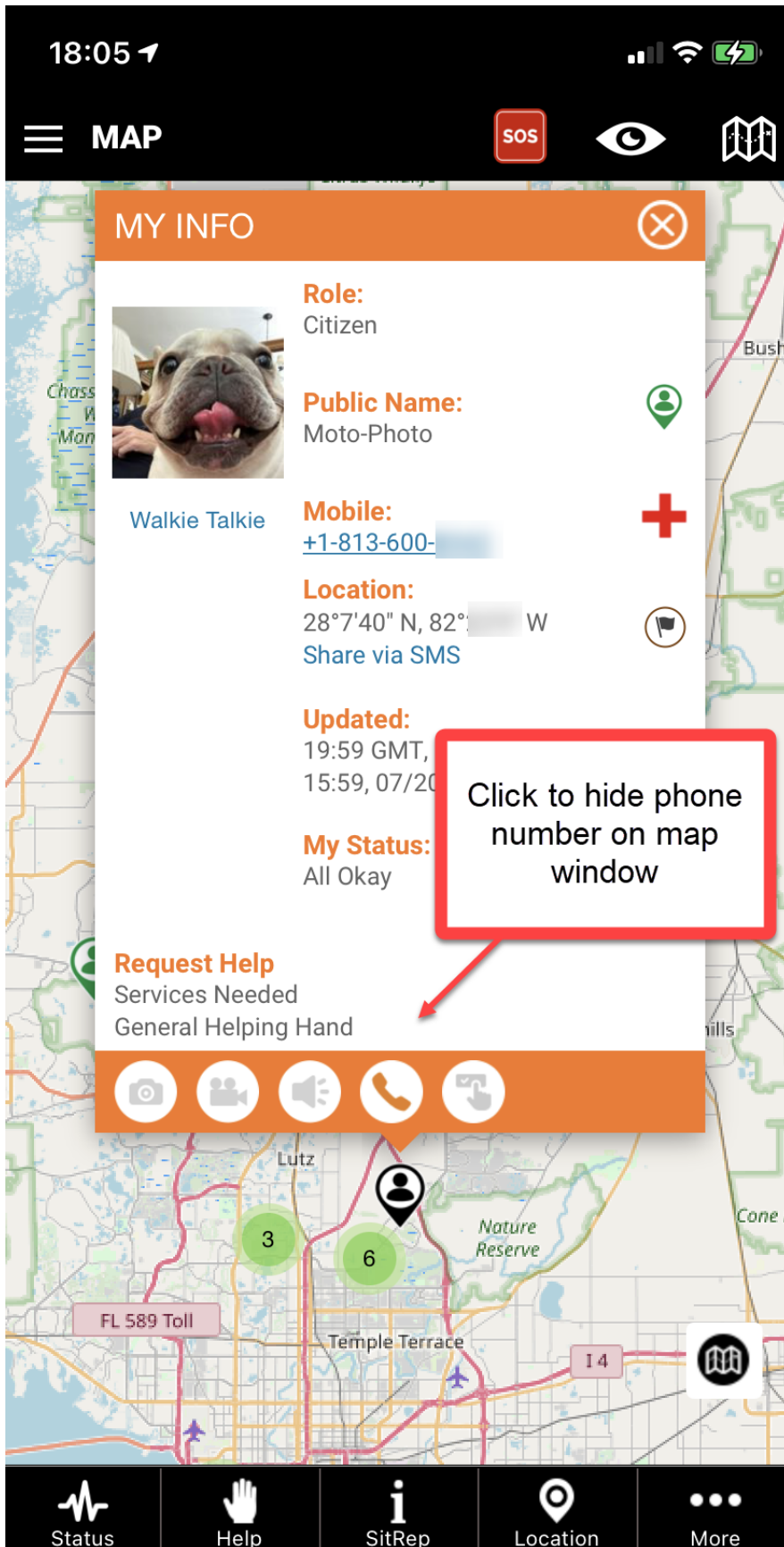
Organization Events

---

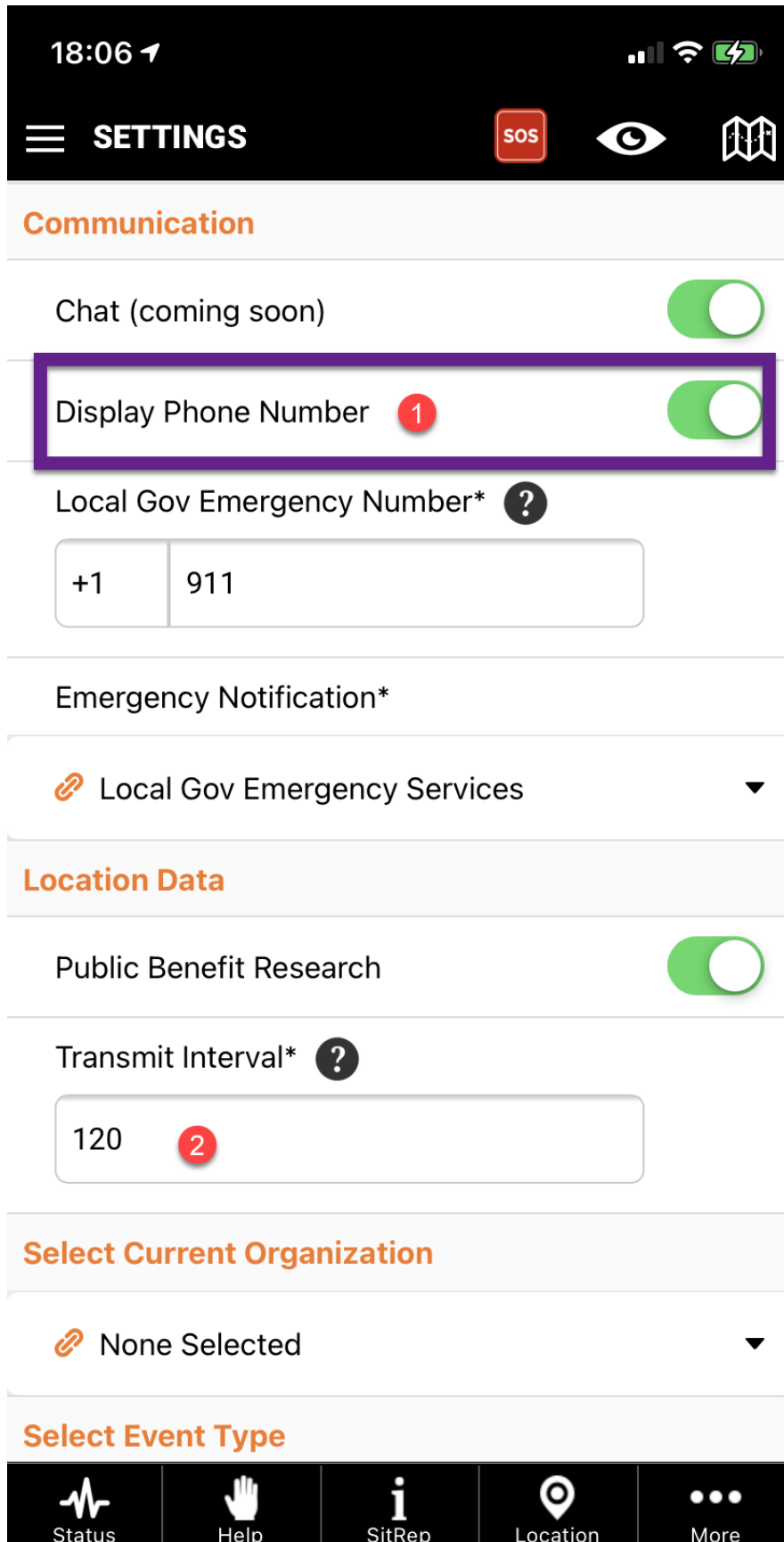
 Default - No Events ▼

To hide your phone number you have two options as seen below. This prevents it from appearing on the map info window to other PubSafe users.

# Permissions, Privacy & Security










# Permissions, Privacy & Security






It is recommended that you do not use a Public Name that indicates your sex, age or other personal information. Sex and birth date is never shared and is available to study the demographics of our members so we can better develop solutions to meet member needs.

# Permissions, Privacy & Security

18:25   

 **PROFILE**   



**First Name\***






**Last Name\***

**Public Name, Call Sign or Zello Handle\***

**Mobile Phone (10 digits)\***

**Email\***




**Government ID #**





 Status  Help  SitRep  Location  More

# Permissions, Privacy & Security

The final option is to delete your account and disconnect your user profile from the data.


# Permissions, Privacy & Security

18:21   

 **PROFILE**   


Address  GPS

Latitude\*

28.11 



[Click to Copy](#)

Longitude\*



-82.1 

[Click to Copy](#)

Gender (Not displayed)






 Male 

Birth Year (Not displayed)

 1969 

**UPDATE**

**CANCEL ACCOUNT**

 Status  Help  SitRep  Location  More

# Permissions, Privacy & Security

Unique solution ID: #1106

Author: PubSafe

Last update: 2026-03-23 15:49